




DIVING
FACTSHEET

Kurumba

MALDIVES



EURO DIVERS

Euro-Divers was founded by Swiss citizens over 40 years ago and offers safe, exciting and professional diving in some of the world's best diving locations. The company was created when founding owner Marc Odermatt discovered the underwater beauty of the Maldives.

Since its inception the company has built an enviable reputation for high standards of diving safety, professionalism and customer relationship management. This has enabled it to build strong relationships and partnerships with both its large client base and with major hotel companies such as Universal Resorts.

Through many years of experience in a competitive area, Euro-Divers has developed into an extremely customer-focused, professional organization dedicated to providing safe, fun and memorable diving experiences.

DIVE FACILITIES & SERVICES

- Diving sets from Aqualung and Scuba pro.
- Treble lights for night dives
- Nitrox facilities
- Underwater camera hire
- PADI certified courses available
- Training room

DIVING IN THE MALDIVES

The Maldives covers an area of 90,000 sq. km and lie in the middle of the Indian Ocean. Its 1196 coral islands are grouped into 26 Atolls. Almost all atolls are surrounded from a large ring-shaped coral reef. It protects the islands inside the atoll against high waves and rough sea.

Water temperature varies on the reefs (0-30 m.) only from 26-30 degrees Celsius. In the lagoons the water temperature may reach slightly higher levels. On the reef you can also see beautiful colourful reef fish like the Sweet lips, the Triggerfish, the Butterfly fish, the Porcupine fish and many, many more. You will find an amazing variety of fish in different colours and shapes, turtles, sharks and manta rays.

On the reef you can see many different kinds of coral in different shades and shapes and surely you will agree that it is one of the wonders of the world. Corals are made up of very tiny sensitive animals called coral polyps and as responsible divers we all should avoid touching them as this action will have a dramatic result.

DIVE RATES

Diving (Tanks & Weights Only)	USD	Remarks (Dive packages cannot be shared between several people)
Refreshment Dive (Orientation Dive)	FOC	Lagoon Dive
Single Dive	58	House Reef Dive
Dive Packages of 5 dives	265	Valid over the entire holiday period
Dive Packages of 10 dives	482	Valid over the entire holiday period
6 Day Dive Package (13 dives)	546	Valid over 7 days – 1 day Free rec.
1 Day Dive Package (only after 6 days Dive Package)	91	Only after 6 days Dive Package – 2 dives
Nitrox fill per dive for certified divers	FOC	For Nitrox certified divers only

Equipment Rental Per Dive (USD)	1 Dive	5-9 Dives	10 Dives or +	6 Day Package (*)
Full Equipment : BCD, Regulator, Short Wetsuit, Computer	22	18	16	160
Mask, Snorkel & Fins – only during dives	FOC	FOC	FOC	FOC
BCD or Short Wetsuit	8	7	6	
Computer or Regulator	6	5	4	
Underwater Camera	35			
Surface Balloon (entire holiday period)	5	5	5	5
Lamp	10			

Course for Beginners (Including Equipment)	USD	Remarks
Bubblemaker (for kids from 8 years)	95	Lagoon dive – excl. BM. Kit USD 50
Training Dive / Discover Scuba	85	OWD, DS
Discover Scuba Diving	135	2 dives, including DSD Kit
PADI Scuba Diver	300	5 dives, within 2-3 days
PADI Open Water Diver	500	9 dives, within 4-5 days
Upgrade to Open Water Diver	300	Referral course, 5 dives, 2-3 days
Training Fee for Package Holder	30	Add. charge per dive for Specialty training

Continuing Education (Tanks & Weights Only)	USD	Remarks
Adventure Dive	80	Deep, Drift, Night, other Specialties
PADI Adventure Diver	230	3 dives, within 1-2 days
PADI Adventure Open Water Diver	384	5 dives, within 2-3 days
EFR	95	Course fee only
Rescue Diver	595	5 dives, within 2-3 days
Divemaster	805	On request only
Student Kit (PADI) Certification, manual and logbook if required)	155	EFR, SD, OW, ADV, AOW, Rescue All languages
Discover Enriched Air (no dives)	145	Incl. course material and certification
Enriched Air Diver (no dives)	225	Incl. course material and certification
Upgrade to Enriched Air Diver (no dives)	100	Incl. certification

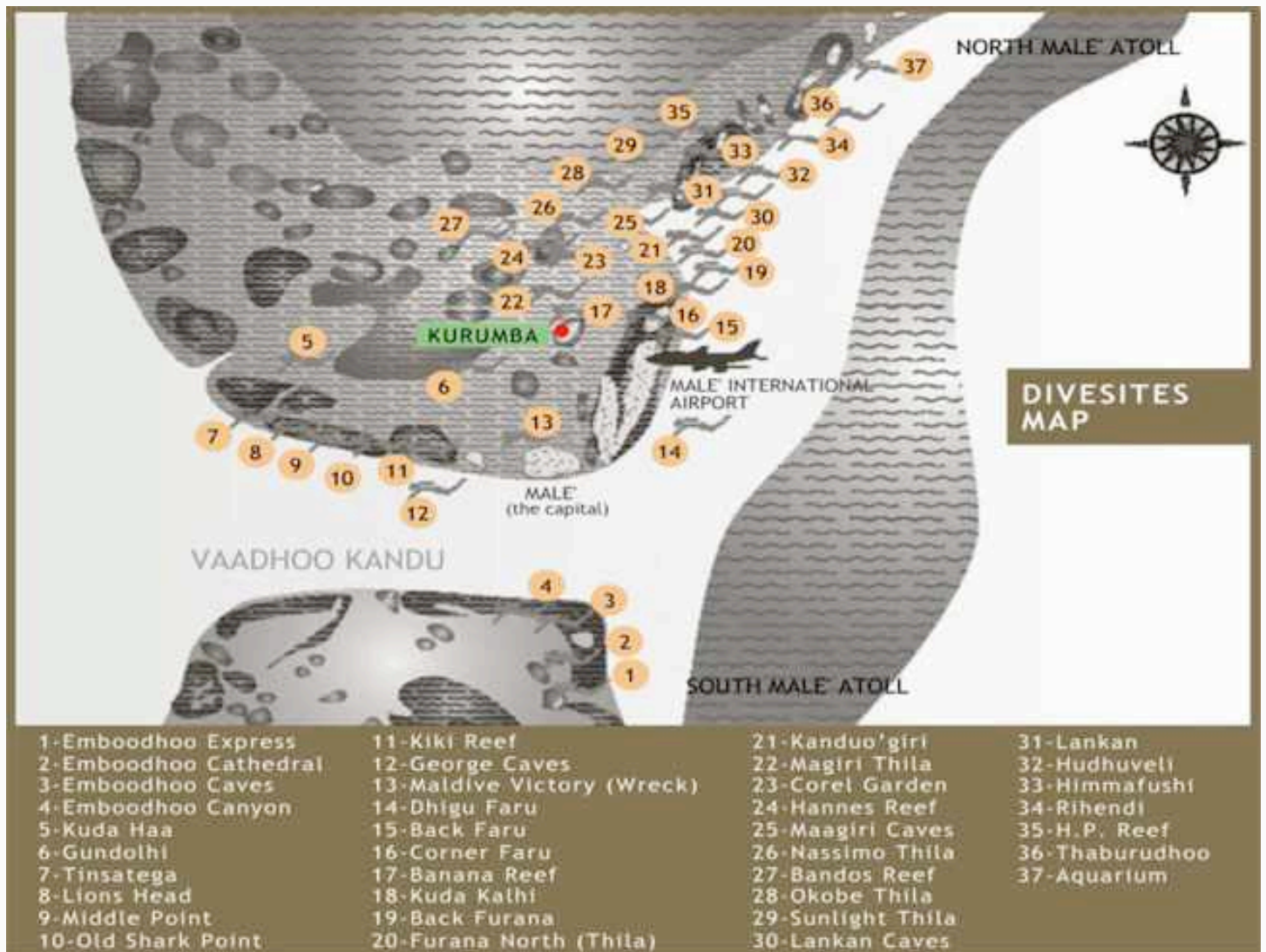
Dhoni Trips (Per Boat Trip / Per Person)	USD	
Boat Trip – single dive	16	
Two Tank Dive – One Trip	25	
Full Day Excursion	32	

All prices are subject to 10% service charge and 8% GST, payable locally.

(*) 6 day equipment rental package : USD 160 – for the full package.

Equipment Includes : Tank, weights, mask, snorkel, fins, BCD, regulator, dive computer.

MALDIVES DIVE SITES



DIVE SITES & DESCRIPTION

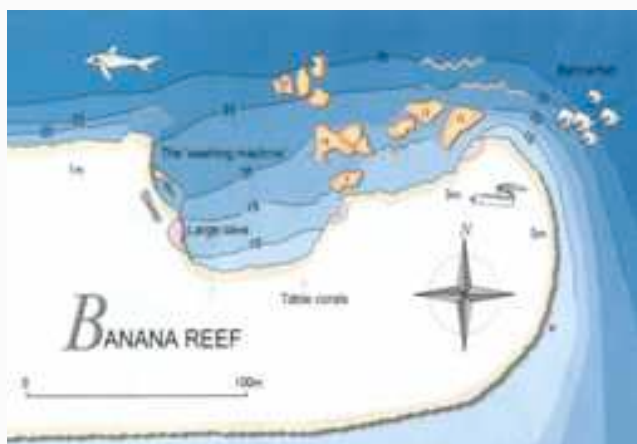


MANTA POINT OR LANKAN

- Distance** : 4 km or 20 minutes
- Type of reef** : Outside Reef (the outer reef edge of the Atoll to the ocean)
- Type of Dive** : Easy to difficult
- Depth** : 8m – 30m+

Description:

Lankan is a shallow reef that slants down to 30m+ and is home to hawksbill turtles, tuna, barracuda, moray eels, napolean wrasse and many other fish species including white tip reef sharks. During the South West monsoon the coral block cleaning stations at 8m are one of the best places to see Manta Rays.



BANANA REEF

Distance : 1.5 km or 7 minutes
Type of reef : Giri (Maldivian term for shallow inside reef)
Type of Dive : Medium to difficult (current dependant)
Depth : 3m – 30m
Note : Protected Marine Reserve

Description:

This protected marine site offers the chance to see a spectacular array of fish life including large schools of bannerfish, trevally, tuna, small colorful anthias and large Napoleon wrasse. There are a number of large overhangs to explore and there is always a large school of striped snapper in the largest, cave like, overhang.



BODUHITHI THILA

Distance : 9km or 50 minutes
Type of reef : Thila
Type of Dive : Easy to difficult (current dependant)
Depth : 15 – 25 meters

Description:

A fabulous drift dive with a reef top at 8-10m sloping down to a sand bottom at 15-25m and a see through cave at 17m. A good place to explore blue and yellow soft corals and to spot large schools of fusiliers, tuna, grouper and sweetlips. Keep your eye peeled on the sandy bottom for sleeping white tips reef sharks.

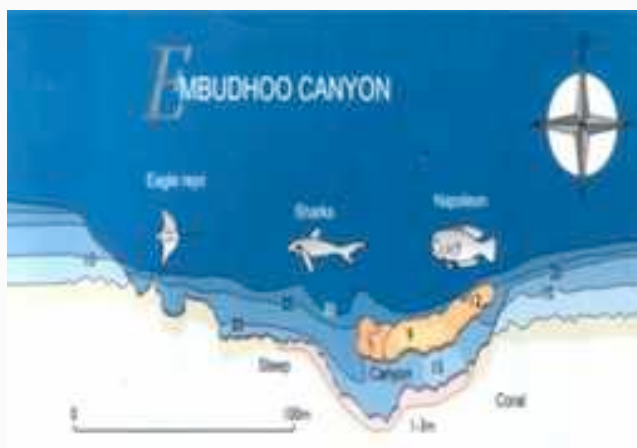


EMBUDHOO CANYON

Distance : 8 km or 45 minutes
Type of reef : Canyon
Type of Dive : Easy to difficult (current dependant)
Depth : 15 – 25 meters

Description:

A vast 50 metre long canyon down to 15-20 metres lined with caves and overhangs which are perfect for spotting lion fish, scorpionfish, octopus and many more. Spend some time looking out into the blue to spy eagle rays, Napoleon wrasse, sharks and hunting jacks and tuna.



EMBUDHOO EXPRESS

Distance : 9km or 50 minutes
Type of reef : Canyon
Type of Dive : Easy to difficult
Depth : 15 – 25 meters

Description:

The south side of the channel is an exhilarating two km long drift dive known as the Embudhoo Express. With an ingoing current the express steams ahead at full throttle, giving divers the ride of a lifetime. While on the ride watch out for caves and overhangs including a huge cave with a swim through. It is worth checking out the huge cave at the end of the dive, rich in sea fans, sponges and attracts large morays, angelfish, octopus, lion fish and squirrelfish.



KIKKI REEF (HANS HASS PLACE)

Distance : 7km or 40 minutes
Type of reef : Wall
Type of Dive : Easy to medium
Depth : 15 – 30 meters

Description:

Another protected marine area Kikki Reef, also known as Hans Hass Place, is a spectacular wall dive 100 meters long set back into a large cavity in the reef with jagged overhangs cutting through the reef between 5 and 30 meters. A long swim-through in the wall at 28 meters is a good starting point if the current is flowing to the west. This reef is covered in invertebrates and is a marvel for the variety of reef fish it houses.



HP REEF

Distance : 6km or 35 minutes
Type of reef : Thila
Type of Dive : Medium to difficult
Depth : 15 – 30 meters

Description:

HP Reef has the entire length of the reef on the south west side filled with outcrops of reefs, caves and crevices. The outside of this rock drops steeply from 15 meters to a large cave at 24 meters. The ceiling of the cave is adorned with blue coral and at one end of the cave is a narrow swim-through called the "chimney", leading to the top of the rock.



FURANA NORTH

Distance : 1.5km or 10 minutes
Type of reef : Thila
Type of Dive : Easy to difficult
Depth : 15 – 30 meters

Description:

A drift dive taking you from the Eastern channel into the atoll. There are options to see a variety of reef formations dependant on the current but the corner is often home to white tip reef sharks and large Napoleon wrasse. The optional Furana Thila offers caves as well as a large variety of marine life.



NASSIMO THILA

Distance : 4km or 30 minutes
Type of reef : Thila
Type of Dive : Easy to difficult
Depth : 15 – 30 meters

Description:

Features several large pinnacles next to the main reef that are covered in soft corals. Big overhangs on the east side with spectacular soft corals & Gorgonian sea fans. On the reef top, many different types of groupers can be seen and on occasion many white tip reef sharks on the reef top. Dive through the overhangs & pinnacles, not exceeding 25m should allow you a long bottom time and you are able to cover the entire dive site, ending off on the shallow reef top.



OKOBE THILA

Distance : 5km or 30 minutes
Type of reef : Thila
Type of Dive : Medium to difficult
Depth : 10 – 30 meters

Description:

This is a protected marine reserve and features an abundance of edges, overhangs & caves with brilliant soft corals, an abundance of green tree coral and even black coral can be found. Fish life include many scorpion fish, large Moray eels, friendly Napoleon wrasse & schools of barracuda. Occasional bat fish can be spotted as well as white tip reef sharks. A favourite amongst photographers wishing to "shoot" the napoleons.



KANDOOMA THILA

Distance : 38km or 120 minutes
Type of reef : Thila
Type of Dive : Medium to experienced
Depth : 16 – 30 meters

Description:

This is a Thila dive or underwater mountain 10m below the surface. It can have strong currents and a quick descent down to reef creates a good drift dive. One of the best dive sites of South Male Atoll. It features a teardrop shaped reef 300m long. On the western side, we have "Jack Corner" that offers a huge school of big eye trevally, while the north side offers pinnacles and overhangs covered with soft corals an abundance of fish life. On the Eastern side, very inquisitive bat fish and green turtles can be seen here as well.

CONDITIONS

Euro-Divers reserves the right to change these prices without further notice and if you are diving you need to agree to the terms and condition from Euro Divers. This fact sheet is a guide to the local dive sites and these dives will be selected based on weather conditions, safety and dive sites most suitable to the groups. This information has been supplied by Euro Divers and belongs to Kurumba Maldives and Euro Divers. If you are diving in Kurumba, you must agree to the terms laid out by Euro Divers, PADI and local Maldives regulations. Some key safety standards are listed below but not limited to.

- 30 meter maximum depth for AOW divers or higher
- 20 meter maximum depth for Open Water divers
- 60 minutes maximum dive time
- 50 bar minimum tank pressure
- Always dive with a buddy
- Ascend slowly, not faster than 18m/min and end ALL your dives with a safety stop at 5m/3min.
- Safety Stop at 5 meter for 3 minutes after every dive.
- No diving can take place with 24 hours of your departure flight.





SAFETY

It is very important that you drink a lot of fluids, especially during daytime. The body very easily dehydrates when the water reservoirs in the body are running low. To make sure you stay hydrated you should drink at least 2-3 litres of water or juice. Remember that most soft drinks, coffee, tea and alcohol are dehydrating. You should never drink alcohol and go swimming, snorkeling or diving.

Evaluate your condition and do only water sports within your own limits. When staying in the sun, remember that you are only a few degrees from Equator and the sun is very strong. Use a sun factor that is well above what you normally use.

After you have been in the swimming pool or in the sea, please remember to wash your ears with fresh water to avoid the chance of getting an ear infection. The heat and moisture in the air create perfect conditions for bacteria. To be safe wash straight after each and every time. Just flush with fresh water from the shower (softly) for 10-15 sec., in each ear.

For more advice, please see you travel agency brochure or safety advice leaflet.

ESPECIALLY FOR DIVERS

You know that there are several circumstances that make you susceptible to decompression illness. To remind you these factors are:

- Fatigue and/or vigorous exercise during a dive
- Dehydration, Diarrhea, or overexertion from other sports, like tennis.
- Feeling cold
- Advanced age
- Illness (also seasickness)
- Injuries (also old ones, like broken legs, arms etc. earlier in your life)
- Alcohol consumption (also the evening before the dive)
- Being over weighted
- Certain medications
- For women: taking the contraceptive pill or other hormones

CONTACT DETAILS

Euro Divers Kurumba : kurumba@euro-divers.com

Images Courtesy of Momo & Carl Rosenquist